

MEMORANDUM

Office of the Vice President for Administrative Services

To: Dr. Barron &  
Board of Trustees

From: Van Miller *VM*

Date: January 8, 2014

Re: Public Funds Investment Act Disclosure, 1<sup>st</sup> Quarter Report, FY 2014

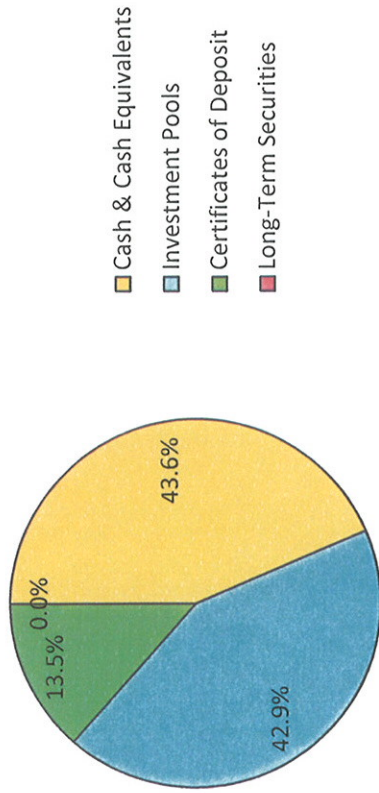
Attached is the first quarter investment portfolio report for FY 2013-14 as required by the PFIA. The majority of the College's investments are in investment pools (TexPool and MBIA Public Funds) and savings accounts (Chase).

Temple College has not experienced any realized investment loss for this quarter.



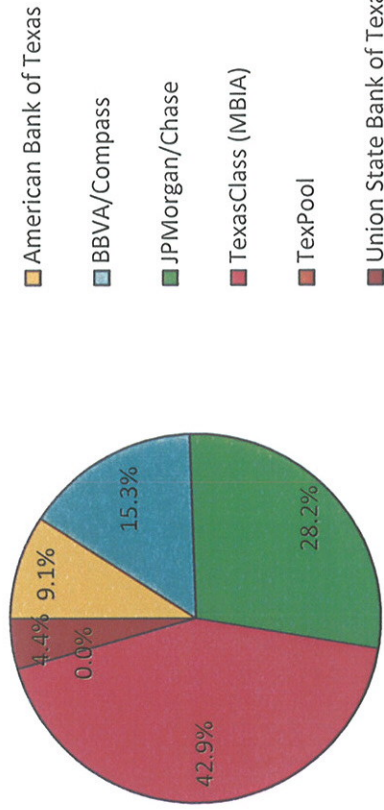
# INVESTMENT REPORT - 1st Qtr FY2014

## INVESTMENTS BY CLASSIFICATION



- Cash & Cash Equivalents
- Investment Pools
- Certificates of Deposit
- Long-Term Securities

## VENDOR DIVERSIFICATION

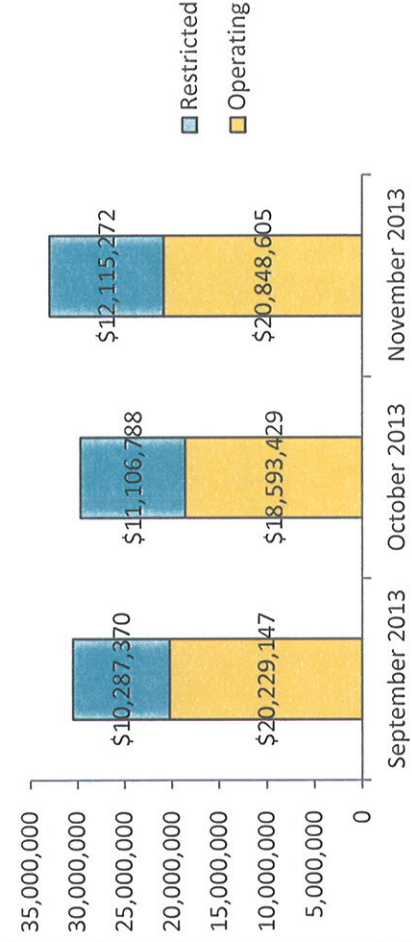


- American Bank of Texas
- BBVA/Compass
- JPMorgan/Chase
- TexasClass (MBIA)
- TexPool
- Union State Bank of Texas

## AVERAGE RATE OF RETURN



## OPERATING VS RESTRICTED FUNDS



**TEMPLE COLLEGE**  
**BOARD OF TRUSTEES QUARTERLY INVESTMENT REPORT**  
**1st Quarter FY 2014**

	Interest Rate	Book/Market Value 8/31/2013	Receipts	Interest Earnings	Distributions	Book/Market Value 11/30/2013
<b><u>Cash and Cash Equivalents</u></b>						
BBVA Compass - Money Market	0.22%	\$10,000	\$5,045,532	\$604	\$0	\$5,056,135
JP Morgan Chase - Operating Account	0.00%	\$3,543,739	\$29,724,990	\$0	\$30,944,334	\$2,324,395
JP Morgan Chase - Federal Funds Account	0.00%	\$221,924	\$14,814,128	\$0	\$14,816,834	\$219,218
JP Morgan Chase - Payroll Account	0.00%	\$557	\$4,269,009	\$0	\$4,268,919	\$647
JP Morgan Chase - Plant Account	0.00%	\$241,412	\$3,012,678	\$0	\$1,518,111	\$1,735,979
JP Morgan Chase - Savings Account	0.12%	\$5,358,827	\$0	\$1,698	\$333,028	\$5,027,497
Petty Cash	0.00%	\$3,557	\$250	\$0	\$141	\$3,666
<b>Subtotal Cash and Cash Equivalents</b>		<b>\$9,380,017</b>	<b>\$56,866,586</b>	<b>\$2,301</b>	<b>\$51,881,367</b>	<b>\$14,367,537</b>
<b><u>Cash in Investment Pools</u></b>						
TexasClass (MBIA) - Bond Reserves	0.10%	\$4,131,516	\$1,990,000	\$1,062	\$990,000	\$5,132,578
TexasClass (MBIA) - Building Improvement Funds	0.10%	\$1,670,969	\$9,520	\$399	\$0	\$1,680,888
TexasClass (MBIA) - Operating Account	0.10%	\$8,009,526	\$7,809,232	\$2,106	\$8,500,005	\$7,320,860
TexasClass (MBIA) - Property Tax	0.10%	\$10,012	\$0	\$3	\$0	\$10,014
Texpool - Building Improvement Funds	0.04%	\$10,520	\$0	\$0	\$9,520	\$1,000
Texpool - Operating Account	0.04%	\$10,227	\$0	\$0	\$9,227	\$1,000
<b>Subtotal Cash in Investment Pools</b>		<b>\$13,842,770</b>	<b>\$9,808,752</b>	<b>\$3,570</b>	<b>\$9,508,752</b>	<b>\$14,146,340</b>
<b><u>Cash Invested in Certificates of Deposit</u></b>						
American Bank of Texas - 6 mo. CD (10/10/2013)	0.30%	\$1,000,000	\$0	\$1,496	\$1,001,496	\$0
American Bank of Texas - 12 mo. CD (4/11/2014)	0.40%	\$1,000,000	\$0	\$0	\$0	\$1,000,000
American Bank of Texas - 18 mo. CD (10/11/2014)	0.50%	\$1,000,000	\$0	\$0	\$0	\$1,000,000
American Bank of Texas - 24 mo. CD (4/11/2015)	0.75%	\$1,000,000	\$0	\$0	\$0	\$1,000,000
Union State Bank of Texas - 24 mo. CD (10/11/2015)	0.60%	\$0	\$1,450,000	\$0	\$0	\$1,450,000
<b>Subtotal Cash Invested in Certificates of Deposit</b>		<b>\$4,000,000</b>	<b>\$1,450,000</b>	<b>\$1,496</b>	<b>\$1,001,496</b>	<b>\$4,450,000</b>

**Investments in Long-Term Securities**  
(none)

Subtotal Operating Funds Invested in Securities	\$0	\$0	\$0	\$0	\$0
Total Cash, Cash Equivalents and Investments	<u>\$27,222,786</u>	<u>\$68,125,338</u>	<u>\$7,368</u>	<u>\$62,391,615</u>	<u>\$32,963,878</u>

This schedule is in compliance with the Public Funds Investment Act and the Investment Policy of Temple College

Signed:



\_\_\_\_\_  
CFO/Sr. VP for Finance and Administrative Services



\_\_\_\_\_  
Director of Accounting