



MEMORANDUM

Office of the Vice President for Administrative Services

To: Dr. Barron &
Board of Trustees

From: Gary Jackson *Gary C. Jackson*

Date: January 13, 2011

Re: Public Funds Investment Act Disclosure, 1st Quarter Report, FY 2011

Attached is the first quarter investment portfolio report for FY 2010-11 as required by the PFIA. As discussed previously, the College employs a “buy and hold” philosophy for investment activity. While this philosophy may sacrifice some potential trading gains, it does remove most market risk in priced securities from the portfolio.

Temple College has not experienced any realized investment loss for this quarter.

INVESTMENT PORTFOLIO (By Fund)
 Temple College
 November 30, 2010

FUND	SECURITY	BOOK VALUE	MARKET VALUE	PAR VALUE	YIELD	MATURITY
Current-Unrestricted						
Operating	Money Market-Texpool	5,878,768	5,878,768	5,878,768	0.19%	Current
	Money Market-MBIA	4,457,952	4,457,952	4,457,952	0.24%	Current
	Money Market-JPM Chase	37	37	37	0.24%	Current
	Money Market-Wells Fargo	1,123,555	1,123,555	1,123,555	0.02%	Current
Endowment-						
	GNMA II 3-20-12 #2404	336	228	214	7.00%	03/20/12
	FHLMC Multiclass 1206	68	137	124	7.00%	03/15/22
	GNMA Pool #459789	6,869	7,786	6,837	6.25%	02/15/29
	GNMA II 9-20-2030 #2975	7,410	106	93	9.00%	09/20/30
	GNMA II Pool #3248	8,879	9,247	8,465	5.50%	06/20/32
	TVA Power Bonds,1999 S.A	15,000	15,407	15,000	4.50%	05/01/29
	FNMA 6% Pool #253944	3,469	1,870	1,687	6.00%	08/01/21
	GNMA 5.5% Pool#546503	24,682	18,363	16,796	5.50%	11/15/32
	GNMA II 5.5% Pool #3360	36,255	29,220	26,770	5.50%	03/20/33
	GNMA II 5.5% Pool #3346	11,476	9,188	8,417	5.50%	02/20/33
	GNMA 5.5% #3488	17,309	14,775	13,543	5.50%	12/20/33
	GNMA 5.5% #3390	12,207	11,713	10,732	5.50%	05/20/33
	GNMA 5.5% 10-20-34 #3624	20,507	18,106	16,605	5.50%	10/20/34
	FNMA 5.5% 7-01-33 #555591	2,632	2,536	2,333	5.50%	07/01/33
	FNMA 5.5% 3-01-34 #255111	1,633	1,591	1,465	5.50%	03/01/34
	FNMA 5.5% 10-1-33 #555876	2,528	2,485	2,287	5.50%	10/01/33
	FNMA 6% 01-01-33 #677616	10,607	8,857	7,966	6.00%	01/01/33
	FNMA 5.625% 9-21-37	50,000	51,818	50,000	5.63%	09/21/37
	FNB Olathe 4.4% 2-22-11	25,000	25,225	25,000	4.40%	02/22/11
	Firstier Bank 1.65% 09-02-11	32,000	32,276	32,000	1.65%	09/02/11
	FreddieMac 4.0% 12-15-24	25,000	25,016	25,000	4.00%	12/15/24
	FNMA 2.0% 12-29-11	25,387	25,027	25,000	2.00%	12/29/11
	FFCB 4.88% 07-15-24	140,244	137,103	135,000	4.88%	07/15/24
	FHLB 1.65% 03-10-15	35,005	35,054	35,000	1.65%	03/10/15
	FHLB 1.70% 06-10-15	60,005	59,971	60,000	1.70%	06/10/15
	Money Market-Wells Fargo	92,550	92,550	92,550	0.02%	Current
	Pacific Telesis Stock(A)	13,700	16,229	N/A		N/A
Plant-						
Unexpended	Money Market-Texpool	1,128,735	1,128,735	1,128,735	0.19%	Current
Debt Service						
	Money Market-Texpool	5,849,833	5,849,833	5,849,833	0.19%	Current
	Money Market - MBIA	0	0	0		Current
Bond Reserves						
	FFCB 5.75% 1-18-2011	55,378	53,363	53,000	5.75%	01/18/11
	FFCB 5.7% 7-25-2016	52,255	60,093	50,000	5.70%	07/25/16
	GNMA II 5.5% 4-20-34 #3544	34,441	33,574	30,781	5.50%	04/20/34
	FNMA 5.5% 6-01-33 #555531	2,387	2,320	2,135	5.50%	06/01/33
	FreddieMac 4.15% 10-15-24	74,482	72,444	72,000	4.15%	10/15/24
	FreddieMac 4.30% 11-15-24	74,598	72,707	72,000	4.30%	11/15/24
	Money Market - Wells Fargo	27,284	27,284	27,284	0.02%	Current
	Money Market-Texpool	1,176,335	1,176,335	1,176,335	0.19%	Current
TOTAL (B)		\$20,616,798	\$20,588,884	\$20,541,299		

NOTES:

(A) Gift from donor (G.R.Kress) for scholarship endowment. Held in form given at present time.

(B) Discrepancies between Book Value and the General Ledger due to annual vs. monthly entries of principal repayments interest receipts (semi-annual), and purchases.

Temple College Portfolio Activity
For the Period September 1, 2010 - November 30, 2010

Security Type	Beginning Market Value	Purchases	Sales/ Maturities	Gain/Loss	Ending Market Value
TexPool Public Funds Investment Pool	\$ 13,526,203	\$ 8,531,742	\$ 8,024,274	\$	\$ 14,033,671
J P Morgan Chase Investment Pool	1,123,325	258	1,123,546		37
MBIA Public Funds Investment Pool	7,237	4,607,944	157,229		4,457,952
Money Market Funds: Wells Fargo Advisors	135,124	1,219,024	110,759		1,243,389
Federal Agency Bonds					
GNMA II 3-20-12 #2404	281		56	3	228
FHLMC Multiclass 1206	145		7	(1)	137
GNMA Pool #459789	7,740		84	130	7,786
GNMA II 9-20-2030 Pool #2975	106			0	106
GNMA II Pool #3248	10,058		781	(30)	9,247
TVA Power Bonds, 1999 S.A.	15,930			(523)	15,407
FNMA 6% Pass Thru Pool #253944	1,961		127	36	1,870
GNMA 5.5% Pass Th Pool #546503	18,422		123	64	18,363
GNMA II 5.5% Pool #3360	30,535		1,321	6	29,220
GNMA II 5.5% Pool #3346	9,612		425	1	9,188
GNMA II 5.5% 12-20-2033 #3488	15,594		811	(8)	14,775
FFCB 5.75% 1-18-2011	54,085			(722)	53,363
FFCB 5.7% 7-25-2016	60,515			(422)	60,093
GNMA II 5.5% 4-20-2034 #3544	35,265		1,685	(6)	33,574
GNMA II 5.5% 5-20-2033 #3390	12,241		530	2	11,713
GNMA II 5.5% 10-20-2034 #3624	19,312		1,180	(26)	18,106
FNMA 6% 1-1-2033 #677616	9,950		1,122	29	8,857
FNMA 5.5% 7-1-2033 #555591	2,748		226	14	2,536
FNMA 5.5% 6-1-2033 #555531	2,535		224	9	2,320
FNMA 5.5% 3-1-2034 #255111	1,687		106	10	1,591
FNMA 5.5% 10-1-2033 #555876	2,671		200	14	2,485
FNMA 5.625% 9-21-37	53,750			(1,932)	51,818
FNB Olathe 4.4% 02-22-11	25,437			(212)	25,225
FreddieMac 1.00% 09-5-12	55,002		55,000	(2)	0
Firstier Bank 1.65% 9-02-11	32,291			(15)	32,276
FreddieMac 4% 12-15-24	25,226			(210)	25,016
FNMA 2% 12-29-11	25,110			(83)	25,027
FNMA 1.50% 9-10-12	25,005		25,000	(5)	0
FFCB 4.88% 7-15-24	139,344			(2,241)	137,103
FreddieMac 4.15% 10-15-24	74,696			(2,252)	72,444
FreddieMac 4.3% 11-15-24	75,234			(2,527)	72,707
FHLB 1.65% 03-10-15		35,011		43	35,054
FHLB 1.70% 06-10-15		60,036		(65)	59,971
Common Stock					
Pacific Telesis Corp	15,786	(1)		443	16,229
TOTAL PORTFOLIO	\$ 15,650,163	\$ 14,454,015	9,504,816	(10,478)	\$ 20,588,884


NOTES:

(1) Gift to Endowment - Scholarship(G.R. Kress)

Statement:

This report of the Temple College investment portfolio is in compliance with the College Investment Strategy and the Texas Public Funds Investment Act, as amended.

The College shall follow the investment strategy as set forth in the approved investment policy for the next quarterly reporting period.



Gary C. Jackson
Interim Vice President
Administrative Services

01-24-2011

Date



MEMORANDUM

Office of the Vice President for Administrative Services

To: Dr. Barron and
Board of Trustees

From: Gary Jackson *Gary C. Jackson*

Date: April 6, 2011

Re: Public Funds Investment Act Disclosure, 2nd Quarter Report, FY 2011

Attached is the second quarter investment portfolio report for FY 2010-11 as required by the PFIA. As discussed previously, the College employs a “buy and hold” philosophy for investment activity. While this philosophy may sacrifice some potential trading gains, it does remove most market risk in priced securities from the portfolio.

Temple College has not experienced any realized investment loss for this quarter.

INVESTMENT PORTFOLIO (By Fund)
 Temple College
 February 28, 2011

FUND	SECURITY	BOOK VALUE	MARKET VALUE	PAR VALUE	YIELD	MATURITY
Current-Unrestricted						
Operating						
	Money Market-Texpool	3,880,322	3,880,322	3,880,322	0.15%	Current
	Money Market-MBIA	6,705,917	6,705,917	6,705,917	0.18%	Current
	Money Market-Wells Fargo	12,300	12,300	12,300	0.10%	Current
	U.S.Treas. 4.88% 5-31-11	111,600	110,282	109,000	4.88%	05/31/11
	U.S.Treas. 1.75% 11-15-11	127,771	127,358	126,000	1.75%	11/15/11
	U.S.Treas. 1.38% 9-15-12	47,754	47,642	47,000	1.38%	09/15/12
	U.S.Treas. 0.50% 11-15-13	63,925	64,096	65,000	0.50%	11/15/13
	U.S.Treas. 2.63% 2-29-16	137,638	136,118	133,000	2.63%	02/29/16
	U.S.Treas. 3.13% 5-15-19	141,405	142,433	142,000	3.13%	05/15/19
	FNMA 6.0% 9-1-37 #946811	321,924	322,808	296,625	6.00%	09/01/37
	FNMA 6.0% 10-1-37 #947052	334,484	336,176	308,909	6.00%	10/01/37
	FHLMC 6.0% 2-1-38 #G03941	222,291	223,604	205,594	6.00%	02/01/38
	FHLMC 4.5% 7-1-40 #A93093	227,037	227,699	223,644	4.50%	07/01/40
	FNMA 4.0% 1-1-41 #AH4158	374,261	376,920	382,295	4.00%	01/01/41
Endowment-						
	GNMA II 3-20-12 #2404	179	168	157	7.00%	03/20/12
	FHLMC Multiclass 1206	61	126	115	7.00%	03/15/22
	GNMA Pool #459789	6,786	7,561	6,753	6.25%	02/15/29
	GNMA II 9-20-2030 #2975	7,410	107	93	9.00%	09/20/30
	GNMA II Pool #3248	8,057	8,250	7,589	5.50%	06/20/32
	TVA Power Bonds,1999 S.A	15,000	15,036	15,000	4.50%	05/01/29
	FNMA 6% Pool #253944	3,334	1,826	1,652	6.00%	08/01/21
	GNMA 5.5% Pool#546503	21,928	18,142	16,671	5.50%	11/15/32
	GNMA II 5.5% Pool #3360	34,792	27,436	25,250	5.50%	03/20/33
	GNMA II 5.5% Pool #3346	10,983	8,550	7,869	5.50%	02/20/33
	GNMA 5.5% #3488	16,187	13,811	12,714	5.50%	12/20/33
	GNMA 5.5% #3390	11,582	11,019	10,142	5.50%	05/20/33
	GNMA 5.5% 10-20-34 #3624	19,130	16,859	15,526	5.50%	10/20/34
	FNMA 5.5% 7-01-33 #555591	2,392	2,268	2,110	5.50%	07/01/33
	FNMA 5.5% 3-01-34 #255111	1,492	1,428	1,329	5.50%	03/01/34
	FNMA 5.5% 10-1-33 #555876	2,331	2,243	2,087	5.50%	10/01/33
	FNMA 6% 01-01-33 #677616	9,489	8,693	7,909	6.00%	01/01/33
	FNMA 5.625% 9-21-37	50,000	51,758	50,000	5.63%	09/21/37
	Firstier Bank 1.65% 09-02-11	32,000	32,195	32,000	1.65%	09/02/11
	FFCB 4.88% 07-15-24	140,244	135,895	135,000	4.88%	07/15/24
	FHLB 1.65% 03-10-15	35,005	34,515	35,000	1.65%	03/10/15
	FHLB 1.70% 06-10-15	60,005	59,156	60,000	1.70%	06/10/15
	FNMA 1.0% 9-2-14	68,995	68,255	70,000	1.00%	09/02/14
	FFCB 1.25% 11-17-14	65,489	64,875	66,000	1.25%	11/17/14
	FNMA 1.5% 11-23-15	26,135	26,048	27,000	1.50%	11/23/15
	Money Market-Wells Fargo	18,243	18,243	18,243	0.10%	Current
	Pacific Telesis Stock(A)	13,700	16,574	N/A		N/A
Plant-						
Unexpended						
	Money Market-Texpool	1,289,190	1,289,190	1,289,190	0.15%	Current
	Money Market-Wells Fargo	12,907,121	12,907,121	12,907,121	0.10%	Current
Debt Service	Money Market-Texpool	8,052,339	8,052,339	8,052,339	0.15%	Current
Bond Reserves						
	FFCB 5.7% 7-25-2016	54,255	58,026	50,000	5.70%	07/25/16
	GNMA II 5.5% 4-20-34 #3544	32,792	31,591	29,087	5.50%	04/20/34
	FNMA 5.5% 6-01-33 #555531	2,152	2,059	1,916	5.50%	06/01/33
	FreddieMac 4.15% 10-15-24	75,046	70,446	72,000	4.15%	10/15/24
	FreddieMac 4.30% 11-15-24	75,162	71,466	72,000	4.30%	11/15/24
	FNMA 1.52% 10-28-15	57,928	57,581	59,000	1.52%	10/28/15
	Money Market - Wells Fargo	30,242	30,242	30,242	0.10%	Current
	Money Market-Texpool	1,176,790	1,176,790	1,176,790	0.15%	Current
TOTAL (B)		\$37,142,595	\$37,111,563	\$37,003,500		

NOTES:

(A) Gift from donor(G.R.Kress) for scholarship endowment.Held in form given at present time.

(B) Discrepancies between Book Value and the General Ledger due to annual vs. monthly entries of principal repayments interest receipts (semi-annual), and purchases.

Temple College Portfolio Activity
For the Period December 1, 2010 - February 28, 2011

Security Type	Beginning Market Value	Purchases	Sales/ Maturities	Gain/Loss	Ending Market Value
TexPool Public Funds Investment Pool	\$ 14,033,671	\$ 3,442,759	\$ 3,077,789	\$	\$ 14,398,641
J P Morgan Chase Investment Pool	37	0	37		0
MBIA Public Funds Investment Pool	4,457,952	2,247,965	0		6,705,917
Money Market Funds: Wells Fargo Advisors	1,243,389	15,582,042	3,857,525		12,967,906
Federal Agency Bonds					
GNMA II 3-20-12 #2404	228		57	(3)	168
FHLMC Multiclass 1206	137		9	(2)	126
GNMA Pool #459789	7,786		84	(141)	7,561
GNMA II 9-20-2030 Pool #2975	106		1	2	107
GNMA II Pool #3248	9,247		876	(121)	8,250
TVA Power Bonds, 1999 S.A.	15,407			(371)	15,036
FNMA 6% Pass Thru Pool #253944	1,870		36	(8)	1,826
GNMA 5.5% Pass Th Pool #546503	18,363		125	(96)	18,142
GNMA II 5.5% Pool #3360	29,220		1,520	(264)	27,436
GNMA II 5.5% Pool #3346	9,188		548	(90)	8,550
GNMA II 5.5% 12-20-2033 #3488	14,775		828	(136)	13,811
FFCB 5.75% 1-18-2011	53,363		53,000	(363)	0
FFCB 5.7% 7-25-2016	60,093			(2,067)	58,026
GNMA II 5.5% 4-20-2034 #3544	33,574		1,694	(289)	31,591
GNMA II 5.5% 5-20-2033 #3390	11,713		591	(103)	11,019
GNMA II 5.5% 10-20-2034 #3624	18,106		1,079	(168)	16,859
FNMA 6% 1-1-2033 #677616	8,857		57	(107)	8,693
FNMA 5.5% 7-1-2033 #555591	2,536		223	(45)	2,268
FNMA 5.5% 6-1-2033 #555531	2,320		219	(42)	2,059
FNMA 5.5% 3-1-2034 #255111	1,591		136	(27)	1,428
FNMA 5.5% 10-1-2033 #555876	2,485		199	(43)	2,243
FNMA 5.625% 9-21-37	51,818			(60)	51,758
FNB Olathe 4.4% 02-22-11	25,225		25,000	(225)	0
Firstier Bank 1.65% 9-02-11	32,276			(81)	32,195
FreddieMac 4% 12-15-24	25,016		25,000	(16)	0
FNMA 2% 12-29-11	25,027		25,000	(27)	0
FFCB 4.88% 7-15-24	137,103			(1,208)	135,895
FreddieMac 4.15% 10-15-24	72,444			(1,998)	70,446
FreddieMac 4.3% 11-15-24	72,707			(1,241)	71,466
FHLB 1.65% 03-10-15	35,054			(539)	34,515
FHLB 1.70% 06-10-15	59,971			(815)	59,156
FNMA 1.0% 09-02-14		69,059		(804)	68,255
FFCB 1.25% 11-17-14		65,582		(707)	64,875
FNMA 1.5% 11-23-15		26,233		(185)	26,048
FNMA 1.52% 10-28-15		58,143		(562)	57,581
U.S.Treas. 4.88% 5-31-11		111,600		(1,318)	110,282
U.S.Treas. 1.75% 11-15-11		1,019,493	891,722	(413)	127,358
U.S.Treas. 1.38% 9-15-12		88,523	40,769	(112)	47,642
U.S.Treas. 0.50% 11-15-13		63,925		171	64,096
U.S.Treas. 2.63% 2-29-16		137,638		(1,520)	136,118
U.S.Treas. 3.13% 5-15-19		141,405		1,028	142,433
FNMA 946811 6.00% 9-1-37		320,998		1,810	322,808
FNMA 947052 6.00% 10-1-37		334,584		1,592	336,176
FHLMC G03941 6.00% 2-1-38		222,391		1,213	223,604
FHLMC A93093 4.50% 7-1-40		227,037		662	227,699
FNMA AH4158 4.00% 1-1-41		373,361		3,559	376,920
U.S.Treas. 2.38% 3-31-16		369,792	368,598	(1,194)	0
U.S.Treas. 7.50% 11-15-16		47,503	47,417	(86)	0
U.S.Treas. 4.13% 5-15-15		176,226	175,570	(656)	0
Common Stock Pacific Telesis Corp	16,229 (1)			345	16,574
TOTAL PORTFOLIO	\$ 20,588,884	\$ 25,126,259	8,595,709	(7,871)	\$ 37,111,563

NOTES:


(1) Gift to Endowment - Scholarship(G.R. Kress)



MEMORANDUM

Office of the Vice President for Administrative Services

To: Dr. Barron and
Board of Trustees

From: Gary Jackson 

Date: August 3, 2011

Re: Public Funds Investment Act Disclosure, 3rd Quarter Report, FY 2011

Attached is the third quarter investment portfolio report for FY 2010-11 as required by the Public Funds Investment Act. As discussed previously, the College employs a “buy and hold” philosophy for investment activity. While this philosophy may sacrifice some potential trading gains, it does remove most market risk in priced securities from the portfolio.

Temple College has not experienced any realized investment loss for this quarter.

INVESTMENT PORTFOLIO (By Fund)
 Temple College
 May 31, 2011

FUND	SECURITY	BOOK VALUE	MARKET VALUE	PAR VALUE	YIELD	MATURITY
Current-Unrestricted						
Operating	Money Market-Texpool	2,732,492	2,732,492	2,732,492	0.08%	Current
	Money Market-MBIA	6,475,974	6,475,974	6,475,974	0.16%	Current
	Money Market-Wells Fargo	85,383	85,383	85,383	0.10%	Current
	U.S.Treas. 3.13% 5-15-19	280,052	287,451	277,000	3.13%	05/15/19
	FHLMC 6.0% 2-1-38 #G03941	249,463	251,956	228,853	6.00%	02/01/38
	FNMA 6.5% 11/1/36 #745932	131,607	133,360	116,600	6.50%	11/01/36
	FNMA 6.5% 12/1/37 #888881	42,011	42,567	37,255	6.50%	12/01/37
	FNMA 6.0% 7/01/08 #AL0095	4,127	4,142	3,761	6.00%	07/01/38
	FNMA 6.0% 9/1/39 #890277	663,267	665,796	604,544	6.00%	09/01/39
	FHLMC 4.0% 11/1/40 #A95147	521,387	533,505	529,633	4.00%	11/01/40
	FNMA 4.0% 3/1/41 #AH6580	4,927	5,006	4,967	4.00%	03/01/41
	FNMA 4.0% 5/1/41 #AB3026	167,426	168,089	166,761	4.00%	05/01/41
Endowment-						
	Pacific Telesis Stock(A)	13,700	18,431	N/A		N/A
Plant-						
Unexpended	Money Market-Texpool	1,289,560	1,289,560	1,289,560	0.08%	Current
	Money Market-Wells Fargo	12,910,375	12,910,375	12,910,375	0.10%	Current
Debt Service	Money Market-Texpool	8,054,655	8,054,655	8,054,655	0.08%	Current
Bond Reserves	FFCB 5.7% 7-25-2016	54,255	58,893	50,000	5.70%	07/25/16
	GNMA II 5.5% 4-20-34 #3544	30,995	30,734	27,865	5.50%	04/20/34
	FNMA 5.5% 6-01-33 #555531	1,949	1,932	1,772	5.50%	06/01/33
	FreddieMac 4.15% 10-15-24	75,046	72,552	72,000	4.15%	10/15/24
	FreddieMac 4.30% 11-15-24	75,162	72,725	72,000	4.30%	11/15/24
	FNMA 1.52% 10-28-15	57,998	58,420	59,000	1.52%	10/28/15
	Money Market - Wells Fargo	34,004	34,004	34,004	0.10%	Current
	Money Market-Texpool	1,177,128	1,177,128	1,177,128	0.08%	Current
	TOTAL (B)	\$35,132,943	\$35,165,130	\$35,011,582		

NOTES:

(A) Gift from donor(G.R.Kress) for scholarship endowment.Held in form given at present time.

(B) Discrepancies between Book Value and the General Ledger due to annual vs. monthly entries of principal repayments interest receipts (semi-annual), and purchases.

Temple College Portfolio Activity
For the Period March 1, 2011 - May 31, 2011

Security Type	Beginning Market Value	Purchases	Sales/ Maturities	Gain/Loss	Transfer to Foundation	Ending Market Value
TexPool Public Funds Investment Pool	\$ 14,398,641	\$ 159,291	\$ 1,304,097	\$		13,253,835
MBIA Public Funds Investment Pool	6,705,917	270,057	500,000			6,475,974
Money Market Funds: Wells Fargo Advisors	12,967,906	2,126,707	2,040,196		24,655	13,029,762
Federal Agency Bonds						
GNMA II 3-20-12 #2404	168		19	(8)	141	0
FHLMC Multiclass 1206	126		2	1	125	0
GNMA Pool #459789	7,561		29	(2)	7,530	0
GNMA II 9-20-2030 Pool #2975	107			(12)	95	0
GNMA II Pool #3248	8,250		371	(58)	7,821	0
TVA Power Bonds, 1999 S.A.	15,036			66	15,102	0
FNMA 6% Pass Thru Pool #253944	1,826		23	1	1,804	0
GNMA 5.5% Pass Th Pool #546503	18,142		42	(60)	18,040	0
GNMA II 5.5% Pool #3360	27,436		412	(120)	26,904	0
GNMA II 5.5% Pool #3346	8,550		122	(37)	8,391	0
GNMA II 5.5% 12-20-2033 #3488	13,811		127	(53)	13,631	0
FFCB 5.7% 7-25-2016	58,026			867		58,893
GNMA II 5.5% 4-20-2034 #3544	31,591		1,221	364		30,734
GNMA II 5.5% 5-20-2033 #3390	11,019		151	(47)	10,821	0
GNMA II 5.5% 10-20-2034 #3624	16,859		280	(76)	16,503	0
FNMA 6% 1-1-2033 #677616	8,693		17	33	8,709	0
FNMA 5.5% 7-1-2033 #555591	2,268		58	(7)	2,203	0
FNMA 5.5% 6-1-2033 #555531	2,059		144	17		1,932
FNMA 5.5% 3-1-2034 #255111	1,428		30	(3)	1,395	0
FNMA 5.5% 10-1-2033 #555876	2,243		55	(6)	2,182	0
FNMA 5.625% 9-21-37	51,758			(115)	51,643	0
Firstier Bank 1.65% 9-02-11	32,195			(40)	32,155	0
FFCB 4.88% 7-15-24	135,895			(277)	135,618	0
FreddieMac 4.15% 10-15-24	70,446			2,106		72,552
FreddieMac 4.3% 11-15-24	71,466			1,259		72,725
FHLB 1.65% 03-10-15	34,515			(26)	34,489	0
FHLB 1.70% 06-10-15	59,156			(24)	59,132	0
FNMA 1.0% 09-02-14	68,255			4	68,259	0
FFCB 1.25% 11-17-14	64,875			(6)	64,869	0
FNMA 1.5% 11-23-15	26,048			37	26,085	0
FNMA 1.52% 10-28-15	57,581			839		58,420
U.S.Treas. 4.88% 5-31-11	110,282		111,613	1,331		0
U.S.Treas. 1.75% 11-15-11	127,358		128,042	684		0
U.S.Treas. 1.38% 9-15-12	47,642	10,131	57,994	221		0
U.S.Treas. 0.50% 11-15-13	64,096		64,445	349		0
U.S.Treas. 2.63% 2-29-16	136,118		135,868	(250)		0
U.S.Treas. 3.13% 5-15-19	142,433	138,846		6,172		287,451
FNMA 946811 6.00% 9-1-37	322,808		322,331	(477)		0
FNMA 947052 6.00% 10-1-37	336,176		336,300	124		0
FHLMC G03941 6.00% 2-1-38	223,604	102,287	74,339	404		251,956
FHLMC A93093 4.50% 7-1-40	227,699		231,144	3,445		0
FNMA AH4158 4.00% 1-1-41	376,920		376,768	(152)		0
FNMA 088745 6.5% 10/1/37		33,896	33,845	(51)		0
FNMA AB1086 4.0% 11/1/40		117,070	116,939	(131)		0
U.S.Treas. 1.0% 8/31/11		56,264	56,272	8		0
FNMA 745932 6/5% 11/1/36		136,656	4,841	1,545		133,360
FNMA 888881 6.5% 12/1/37		42,119		448		42,567
FNMA AL0095 6.0% 7/1/38		4,266	122	(2)		4,142
FNMA 890277 6.0% 9/1/39		697,573	34,307	2,530		665,796
FHLMC A95147 4.0% 11/1/40		523,962	2,575	12,118		533,505
FNMA AH6582 4.0% 3/1/41		4,950	9	65		5,006
FNMA AB3026 4.0% 5/1/41		167,870		219		168,089
Common Stock Pacific Telesis Corp	16,574	(1)		1,857		18,431
TOTAL PORTFOLIO	\$ 37,111,563	\$ 4,591,945	5,935,150	35,074	\$ 638,302	35,165,130


NOTES:

(1) Gift to Endowment - Scholarship(G.R. Kress)

Statement:

This report of the Temple College investment portfolio is in compliance with the College Investment Strategy and the Texas Public Funds Investment Act, as amended.

The College shall follow the investment strategy as set forth in the approved investment policy for the next quarterly reporting period.



Gary C. Jackson
Interim Vice President
Administrative Services

8-3-2011


Date



MEMORANDUM

Office of the Vice President for Administrative Services

To: Dr. Barron and
Board of Trustees

From: Gary Jackson 

Date: October 5, 2011

Re: Fourth Quarter Investment Report

The attached investment report for the quarter of June - August 2011 is provided as required by the Public Funds Investment Act, Government Code, Chapter 2256. The College employs a "buy-and-hold" philosophy for investments that mitigates temporary price volatility. The bulk of College operating funds are in government pools that invest in short-term U.S. Treasury and government agency securities, including repurchase agreements collateralized by U.S. Treasury Securities. The weighted average maturities of the pools cannot exceed 60 days. These pools, e.g., TexPool are managed conservatively to provide a safe, efficient, and liquid investment for Texas governments.

INVESTMENT PORTFOLIO (By Fund)
 Temple College
 August 31, 2011

FUND	SECURITY	BOOK VALUE	MARKET VALUE	PAR VALUE	YIELD	MATURITY
Current-Unrestricted						
Operating	Money Market-Texpool	7,732,073	7,732,073	7,732,073	0.09%	Current
	Money Market-MBIA	3,014	3,014	3,014	0.14%	Current
	Money Market-Wells Fargo	140,380	140,380	140,380	0.02%	Current
	FHLMC 6.0% 2-1-38 #G03941	237,496	238,644	215,490	6.00%	02/01/38
	FNMA 6.5% 11/1/36 #745932	122,399	122,672	109,045	6.50%	11/01/36
	FNMA 6.5% 12/1/37 #888881	38,279	39,083	34,768	6.50%	12/01/37
	FNMA 6.0% 7/01/38 #AL0095	2,953	3,875	3,493	6.00%	07/01/38
	FNMA 6.0% 9/1/39 #890277	239,428	245,579	221,482	6.00%	09/01/39
	FNMA 1.25% 9/28/16	130,883	132,691	133,000	1.25%	09/28/16
	U.S.Treas.Notes 2.75% 2/15/19	147,687	156,339	145,000	2.75%	02/15/19
	U.S.Treas.Notes 3.13% 5/15/21	189,183	202,312	187,000	3.13%	05/15/21
	U.S.Treas.Bonds 6% 2/15/26	31,660	32,951	24,000	6.00%	02/15/26
	FNMA 5.5% 12/1/18 #735930	70,280	72,083	66,245	5.50%	12/01/18
	FNMA 6% 9/1/19 #735439	49,257	50,749	46,710	6.00%	09/01/19
	FNMA 6% 12/1/20 #745238	45,944	48,458	44,602	6.00%	12/01/20
	FNMA 4% 6/1/26 #A16111	103,406	107,568	102,029	4.00%	06/01/26
	FNMA 3.5% 8/1/26 #A18505	34,484	35,332	33,865	3.50%	08/01/26
	FNMA 3.5% 11/1/40 #AB1796	100,492	101,540	100,888	3.50%	11/01/40
	FNMA 4% 2/1/41 #AH5575	152,108	158,923	153,273	4.00%	02/01/41
	FNMA 5.5% 7/1/41 #890326	215,729	220,144	200,840	5.50%	07/01/41
	FNMA 4% 8/1/41 #A17919	112,796	115,752	111,665	4.00%	08/01/41
Plant-						
Unexpended	Money Market-Texpool	11,978,354	11,978,354	11,978,354	0.09%	Current
Debt Service	Money Market-Texpool	6,260,759	6,260,759	6,260,759	0.09%	Current
Bond Reserves	FFCB 5.7% 7-25-2016	54,255	59,978	50,000	5.70%	07/25/16
	GNMA II 5.5% 4-20-34 #3544	30,333	29,926	26,749	5.50%	04/20/34
	FNMA 5.5% 6-01-33 #555531	1,874	1,830	1,662	5.50%	06/01/33
	FreddieMac 4.15% 10-15-24	75,046	73,254	72,000	4.15%	10/15/24
	FreddieMac 4.30% 11-15-24	75,162	73,471	72,000	4.30%	11/15/24
	FNMA 1.52% 10-28-15	57,314	58,925	59,000	1.52%	10/28/15
	Money Market - Wells Fargo	38,584	38,584	38,584	0.02%	Current
	Money Market-Texpool	1,177,351	1,177,351	1,177,351	0.09%	Current
	TOTAL	\$29,648,963	\$29,712,594	\$29,545,321		

Temple College Portfolio Activity
For the Period June 1, 2011 - August 31, 2011

Security Type	Beginning Market Value	Purchases	Sales/ Maturities	Gain/Loss	Transfer to Foundation	Ending Market Value
TexPool Public Funds Investment Pool	\$ 13,253,835	\$ 17,973,373	\$ 4,078,671	\$		27,148,537
MBIA Public Funds Investment Pool	6,475,974	204,518	6,677,478			3,014
Money Market Funds: Wells Fargo Advisors	13,029,762	2,174,318	15,025,116			178,964
Federal Agency Bonds						
FFCB 5.7% 7-25-2016	58,893			1,085		59,978
GNMA II 5.5% 4-20-2034 #3544	30,734		1,116	308		29,926
FNMA 5.5% 6-1-2033 #555531	1,932		110	8		1,830
FreddieMac 4.15% 10-15-24	72,552			702		73,254
FreddieMac 4.3% 11-15-24	72,725			746		73,471
FNMA 1.52% 10-28-15	58,420			505		58,925
U.S.Treas. 3.13% 5-15-19	287,451		291,441	3,990		0
FHLMC G03941 6.00% 2-1-38	251,956		13,363	51		238,644
FNMA 745932 6/5% 11/1/36	133,360		7,555	(3,133)		122,672
FNMA 888881 6.5% 12/1/37	42,567		2,488	(996)		39,083
FNMA AL0095 6.0% 7/1/38	4,142		267	0		3,875
FNMA 890277 6.0% 9/1/39	665,796		419,818	(399)		245,579
FHLMC A95147 4.0% 11/1/40	533,505		535,290	1,785		0
FNMA AH6582 4.0% 3/1/41	5,006		5,021	15		0
FNMA AB3026 4.0% 5/1/41	168,089		168,597	508		0
FNMA 1.25% 9/28/16		132,897		(206)		132,691
U.S.Treas. Notes 2.75% 2/15/19		527,339	380,684	9,684		156,339
U.S.Treas. Notes 3.13% 5/15/21		310,386	122,251	14,177		202,312
U.S.Treas. Bond 6.0% 2/15/26		33,687		(736)		32,951
FNMA 735930 5.5% 12/1/18		72,522		(439)		72,083
FNMA 735439 6.0% 9/1/19		51,437		(688)		50,749
FNMA 745238 6.0% 12/1/20		49,115		(657)		48,458
FNMA AI6111 4.0% 6/1/26		107,508		60		107,568
FNMA AI8505 3.5% 8/1/26		35,534		(202)		35,332
FNMA AB1796 3.5% 11/1/40		101,975		(435)		101,540
FNMA AH5575 4.0% 2/1/41		155,569	584	3,938		158,923
FNMA 890326 5.5% 7/1/41		223,262	4,160	1,042		220,144
FNMA AI7919 4.0% 8/1/41		116,168		(416)		115,752
U.S.Treas. Notes 0.87% 2/29/12		81,629	81,629	0		0
FNMA AB3010 4.0% 5/1/26		109,313	109,264	(49)		0
Common Stock						
Pacific Telesis Corp	18,431	(1)		(2,254)	16,177	0
TOTAL PORTFOLIO	<u>\$ 35,165,130</u>	<u>\$ 22,460,550</u>	<u>27,924,903</u>	<u>27,994</u>	<u>\$ 16,177</u>	<u>29,712,594</u>

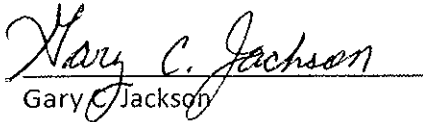
NOTES:

(1) Gift to Endowment - Scholarship(G.R. Kress)

Statement:

This report of the Temple College investment portfolio is in compliance with the College Investment Strategy and the Texas Public Funds Investment Act, as amended.

The College shall follow the investment strategy as set forth in the approved investment policy for the next quarterly reporting period.



Gary Jackson
Interim Vice President
Administrative Services

10/5/2011
Date